

ORDINANCE NUMBER: 2016-ORD-001
REVISED BUILDING CODE
AFFTON FIRE PROTECTION DISTRICT OF ST. LOUIS COUNTY
(ADOPTED: August 16, 2016)

AN ORDINANCE GOVERNING THE DESIGN, CONSTRUCTION, ALTERATION, ENLARGEMENT, EQUIPMENT REPAIR, DEMOLITION, REMOVAL, CONVERSION, USE OR MAINTENANCE OF ALL BUILDINGS AND STRUCTURES AND ACCESSORY STRUCTURES; AND FURTHER PROVIDING FOR THE ISSUE IN SAID PERMITS, COLLECTION OF FEES, MAKING OF INSPECTIONS, AND PROVIDING PENALTIES FOR THE VIOLATION THEREOF.

BE IT ORDAINED BY THE BOARD OF DIRECTORS OF THE AFFTON FIRE PROTECTION DISTRICT OF ST. LOUIS COUNTY, MISSOURI AS FOLLOWS:

SECTION 1. INCONSISTENT ORDINANCES REPEALED.

Ordinance numbers 08-ONE of the Affton Fire Protection District of St. Louis County, Missouri, and all other Ordinances or parts of Ordinances in conflict herewith are hereby repealed.

SECTION 2. ADOPTION OF FIRE PREVENTION CODE.

That a certain document, one (1) copy of which are on file in the office of the *building official* of the Affton Fire Protection District of St. Louis County, Missouri, being marked and designated as "ICC[®], International Building Code", 2015 Edition as published by the International Code Council, Inc., be and is hereby adopted as the Building Code of the Affton Fire Protection District of St. Louis County, Missouri, for the control of buildings and structures as herein provided; and each and all of the regulations, provisions, penalties, conditions, and terms of the "ICC[®], International Building Code", 2015 Edition, are hereby referred to, adopted and made a part hereof, as if more fully set out in this Ordinance together with the additions, insertions, deletions and changes prescribed in Section 4 of this Ordinance, all of which shall be referred to as the "Building Code." The ICC[®] International Building Code, 2015 Edition may be viewed at "<http://codes.iccsafe.org/app/book/toc/2015/I-Codes/2015%20IBC%20HTML/index.html>" or purchased from the International Code Council, 500 New Jersey Avenue, NW, 6th Floor, Washington, DC 20001 or by calling (800) 786-4452.

SECTION 3. JURISDICTIONAL TITLES.

100.1 Wherever "name of jurisdiction" appears in the code it shall read the Affton Fire Protection District of St. Louis County, Missouri.

100.2 Wherever "jurisdiction" or "District" appears in the code it is defined as the "Authority Having Jurisdiction" which for this ordinance is Affton Fire Protection District of St. Louis County Missouri.

100.3 Wherever "Code Official", "Building Official" or "Fire Code Official" may appear it is defined as the Fire Marshal, Fire Inspector or his duly authorized representative of the Affton Fire Protection District of St. Louis County, Missouri.

SECTION 4. - ADDITIONS, INSERTIONS AND CHANGES TO THE ICC®, INTERNATIONAL BUILDING CODE, 2015 EDITION**CHAPTER 1 – SCOPE AND ADMINISTRATION**

SECTION 104.12. Add a new section. Insert:

104.12 Matters not provided. Any requirements that are essential for the structural, fire or sanitary safety of an existing or proposed building or structure, or for the safety of the occupants thereof, which are not specifically provided for by this code, shall be determined by the *building official*.

SECTION 104.13. Add a new section. Insert:

104.13 Rule-making authority: The *building official* shall have authority as necessary in the interest of public health, safety and general welfare, to adopt and promulgate rules and regulations to interpret and implement the provisions of this code to secure the intent thereof and to designate requirements applicable because of local climatic or other conditions. Such rules shall not have the effect of waiving structural or fire performance requirements specifically provided for in this code or of violating accepted engineering practice involving public safety.

SECTION 105.2. Delete in its entirety, Insert:

105.2 Work exempt from permit. Exemptions from permit requirements of this code shall not be deemed to grant authority for any work to be done in any manner in violation of the provisions of this code or any other laws or ordinances of this jurisdiction. Permits shall not be required for the following:

Building

1. One-story detached accessory structures used as tool and storage sheds, playhouses and similar uses provided the floor area does not exceed 120 square feet.
2. Temporary motion picture, television and theater stage sets and scenery.
3. Window awnings supported by an exterior wall which do not project more than 54 inches from the exterior wall and do not require additional support of Group R-3, as applicable in Section 101.2 , and Group U occupancies.
4. Non-fixed and movable fixtures, cases, racks, counters and partitions not over 5 feet 9 inches (1753 mm) in height.
5. Shade cloth structures constructed for nursery or agricultural purposes, not including service systems.

Gas

1. Portable heating appliance.
2. Replacement of any minor part that does not alter approval of equipment or make such equipment unsafe.

Mechanical

1. Portable heating appliance.
2. Portable ventilation equipment.
3. Portable cooling unit.
4. Steam, hot or chilled water piping within any heating or cooling equipment regulated by this code.
5. Replacement of any part which does not alter its approval or make it unsafe.
6. Portable evaporative cooler.
7. Self-contained refrigeration system containing 10 pounds or less of refrigerant and actuated by motors of 1 horsepower or less.

SECTION 105.3.1.1. Add a new section. Insert:

105.3.1.1 Qualifications of contractors and workers. The *building official* shall not be required to issue a permit unless the contractor and/or workers are qualified to carry out the proposed work in accordance with the requirements of the code. Refusal or inability to comply with code requirements on other work shall be considered as evidence of lack of such qualifications."

SECTION 107.1. Delete in its entirety. Insert:

107.1 Submittal documents. The construction documents for new construction, alteration, repairs, expansion, addition or modification for buildings or structures shall be prepared by a registered design professional. All construction documents shall be prepared by the appropriate registered design professional consistent with the professional registration laws of the State of Missouri. The construction documents shall include the name, Missouri professional license number, company of employment, Missouri Certificate of Authority number, telephone number and address of the registered design professional and shall be signed, sealed and dated by the registered design professional in accordance with Section 107.1.1.

Exception: The nature of the work applied for is such that review of construction documents is not necessary to obtain compliance with this code.

SECTION 107.1.1. Add a new section. Insert:

107.1.1 Application of seals. When construction documents are submitted for new construction, alteration, repairs, expansion, addition or modification for buildings or structures, the application of seals and signatures on those documents shall be required as follows:

1. All construction documents submitted with an application for a building permit shall bear an original embossed or wet ink seal and original signature on the front sheet of each discipline within each set of construction documents; or
2. The registered design professional for each discipline shall place his original seal and signature upon the cover sheet of each set of construction documents.

All other sheets of the construction documents, other than specifications or calculations, shall bear the original embossed, wet ink or mechanically reproduced seal of the registered design professional. Any addenda or modifications submitted for changes to the construction documents

shall also bear an original seal and signature by the registered design professional. Such changes shall be clearly indicated.

SECTION 109.2. Delete in its entirety. Insert:

109.2 Schedule of permit fees. The permit fee for all work done in the District shall be as shown in Table 109.2. The base amount shown is the plan review fee and is not subject to refunds in accordance with Section 109.6.

TABLE 109.2. Add a new Table. Insert:

Permit Type		Permit Fee
0001	New Residence (One- Two-Family Dwelling)	\$0.00
0002	Residential Addition (One- Two-Family Dwelling)	\$0.00
0003	Detached Residential Garage (One- Two-Family Dwelling)	\$0.00
0004	Residential Fire Damage Repair(One- Two-Family Dwelling)	\$0.00
0005	Fireplace (One- Two-Family Dwelling)	\$0.00
0006	Wood Stove (One- Two-Family Dwelling)	\$0.00
0007	Residential Remodel (One- Two-Family Dwelling)	\$0.00
0010	Condo Building	\$100 + \$3/1000
0011	Condo Shell	\$100 + \$3/1000
0012	Condo Interior Finish	\$100 + \$3/1000
0014	Condo Fire Damage Repair	\$100 + \$3/1000
0015	Condo Miscellaneous	\$100 + \$3/1000
0020	Apartment Building	\$100 + \$3/1000
0021	Apartment Shell	\$100 + \$3/1000
0022	Apartment Interior Finish	\$100 + \$3/1000
0024	Apartment Fire Damage	\$100 + \$3/1000
0025	Apartment Miscellaneous	\$100 + \$3/1000
0030	Commercial Building	\$100 + \$3/1000
0031	Commercial Shell	\$100 + \$3/1000
0032	Commercial Interior Finish	\$100 + \$3/1000
0034	Commercial Fire Damage	\$100 + \$3/1000
0035	Commercial Addition	\$100 + \$3/1000
0036	Commercial Remodel	\$100 + \$3/1000
0037	Sprinkler System	\$100 + \$3/1000
0038	Under Ground Fire Main	\$100 + \$3/1000
0039	Fire Alarm System	\$100 + \$3/1000
0040	Range Hood Suppression System	\$100 + \$3/1000
0041	Underground Fuel Tank(s)	\$100 + \$3/1000
0042	LP Tank(s)	\$100 + \$3/1000
0043	Remove Under Ground Fuel Tank(s)	\$100 + \$3/1000
0044	Repair Under Ground Fuel Line(s)	\$100 + \$3/1000
0045	Above-ground Fuel Tank	\$100 + \$3/1000

0046	Under Ground Fuel Line Modification	\$100 + \$3/1000
0047	Fire Suppression System	\$100 + \$3/1000
0048	Photovoltaic Panel and Modules	\$100 + \$3/1000
0050	Miscellaneous	\$100 + \$3/1000
0051	Miscellaneous - Residential	\$0.00
0060	Flood Damage Repair	\$0.00
0070	Tent / Temporary Structure (Per Event)	\$100.00/180 Days
0099	Void - Other	50% of Permit Fee
0240	Fireworks Display	\$125/Per Display
0300	Re-Occupancy	\$0
0320	Special Use Permit	\$100.00
0340	Commercial Temporary Occupancy Permit	\$0
0345	Commercial Temporary Occupancy Permit extension	\$0/month
0500	Start of construction without permit	Doubled Permit Fee
0510	Replacement Permit/Inspection Placard Card	\$15
0520	Re-inspection Fee	\$50
0600	Burn Permit - Air Curtain Destructor	\$125/30 Days
0610	Blasting Permit	\$125/30 Days
0700	Process prepare copies for Sunshine Act (Fire Reports)	\$20.00
0710	Process prepare copies for Sunshine Act (EMS Reports)	\$20.00
0720	Process prepare copies for Sunshine Act (Property Inquiries)	\$20.00/Per Address

SECTION 109.4. Delete in its entirety. Insert:

109.4 Work commencing before permit issuance. Any person who commences any work on a building, structure, electrical, gas, mechanical, plumbing system, automatic sprinkler system, fire alarm system or other modifications as required by Section 105 before obtaining the necessary permits from the District shall be subject to a double permit fees for the project cover by said permit. This shall not prohibit construction of non-combustible footings and foundations or demolition.

SECTION 110.3. Delete in its entirety. Insert:

110.3 Required inspections. The *building official*, upon notification, shall make the inspections set forth in Sections 110.3.1 through 110.3.2.

110.3.1 Inspections required and inspection placard. When work has progressed to a point of having windows, or when the job is an alteration or addition, the placard shall be attached to the available glass in view for recording the balance of inspections required by the *Building Code*. (Failure to maintain this inspection and identification placard card will not relieve the permit

applicant of responsibility as provided by the Building Code.) Upon satisfactory completion of the building structure, the *building official* or his authorized representative will make his final inspection, and if all requirements of the Building Code are met, including compliance with the mechanical, and electrical codes of the District, he will remove the job inspection placard card.

110.3.2 Inspection sequence and approval. No work shall be done on any part of the building or structure beyond the point indicated in each successive inspection without first obtaining the written approval of the *building official* or his authorized representative. Written approval shall be given only after an inspection has been made of each successive step in the construction and all code requirements or corrections are completed as indicated by each of the inspections required. There shall be a final inspection and approval of all buildings to be completed before occupancy as described in Section 111 of the Building Code. Failure to obtain a final inspection before occupancy will constitute a violation of the Building Code, subject to the penalties as described in Section 114.4. Structural framework of any part of a building or structure shall not be covered or concealed in any manner without first obtaining the approval of the *building official*. The *building official*, upon notification from the permit applicant or his agent, in accordance with rules of procedure posted in the office of the *building official*, and described on the permit placard card, shall make the following inspections and shall either approve that section or portion of the construction as completed, or shall notify the permit applicant or his agent that he has failed to comply with the Building Code. The minimum number of inspections required is as contained in Sections 110.3.2.1 and 110.3.2.5.

110.3.2.1 Framing or rough-in inspection. A framing or rough-in inspection shall be made after all framing, masonry walls, or fireplace vents and chimneys are completed, including the roof structure, fire blocking, wall bracing, sheathing, heating and cooling duct work, or other appurtenances and accessories which may be concealed, and after plumbing, electrical, and fire rough-in inspections have been posted by those inspection departments. No mechanical, electrical or plumbing systems which are to be concealed shall be covered before this inspection has been made and approved.

110.3.2.2 Fire- and smoke-resistant penetrations. Protection of joints and penetrations in *fire-resistance-rated* assemblies, *smoke barriers* and *smoke partitions* shall not be concealed from view until inspected and approved.

110.3.2.3 Ceiling cover inspection. A ceiling cover inspection shall be made after all framing, ceiling grid, roof structure, fire blocking, wall bracing, sheathing, heating and cooling duct work, or other appurtenances and accessories which may be concealed, and after plumbing, electrical, and fire rough-in inspections have been approved and posted by those inspection departments. No mechanical, electrical or plumbing systems which are to be concealed shall be covered before this inspection has been made and approved.

110.3.2.4 Supplemental inspections. In addition to the required inspections hereinbefore specified, the *building official* may make other inspections which in his judgment are reasonably necessary due to unusual construction or circumstances. The *building official* shall have the authority to inspect any construction work to verify compliance with the Building Code and to properly enforce the rules promulgated by this Code.

110.3.2.5 Final inspection. The final inspection shall be made after all work required by the building permit is completed. Upon satisfactory completion of the building structure, the building official or his authorized representative will make his final inspection, and if all requirements of the

Building Code are met, including compliance with the mechanical, and electrical codes of the District, he will remove the job inspection placard card.

SECTION 111.1.1. Add a new section. Insert:

111.1.1 Occupancy prohibited before approval. Except as specifically provided for temporary occupancy in the building, a building, structure or portion thereof, shall not be used or occupied in whole or in part until all fire protection devices, life safety and equipment protecting the building, structure or portion to be occupied, have been tested and approved by the *building official* charged with enforcing the *building code* or the *fire prevention code*. All portions of the means of egress for the building, structure or portion to be occupied shall be unobstructed and available for immediate use.

SECTION 111.4. Delete in its entirety. Insert:

111.4 Revocation. The certificate of Use and Occupancy shall always be subject to this Building Code and Fire Prevention Code of this District. Non-compliance with the regulations of these codes shall be deemed a violation subject to the penalties set forth herein, and in addition the *building official* shall be empowered to revoke the Occupancy Permit, or Permits, issued for the building in question, until such time as the violations are corrected. All costs involved in this procedure shall be addressed against the owner of the property. The issuance of any Occupancy Permit shall not relieve the owner or tenant from compliance with all regulations of this Building Code, the Fire Prevention Code of this District and other applicable regulations.

SECTION 111.5. Add a new Section. Insert:

111.5 Certificate required. Failure of the owner or tenant of a building to obtain the certificate of occupancy and to pay the fees set forth shall be deemed a violation and shall subject said owner or tenant to the penalties prescribed in Section 114.4.

SECTION 111.5.1 . Add a new Section. Insert:

111.5.1 Fee required. The fee for a Certificate of Occupancy shall be as stated in Table 109.2.

SECTION 113.1 through 113.3. Delete in its entirety. Insert:

113.1 Appeals. An owner, lessee, agent, operator or occupant aggrieved by an order pursuant to this ordinance, may file an appeal to the Board of Directors within ten (10) days from the service of any order, and the Board of Directors shall fix a time and place not less than five (5) days or more than twenty (20) days thereafter when and where such an appeal may be heard by it. Such appeal shall stay the execution of such order until it has been heard and reviewed, vacated or confirmed by the Board. In computing the number of days, Saturdays, Sundays and legal holidays shall be excluded.

The Board of Directors shall, at such hearings, affirm, modify, revoke or vacate such order. In conducting and holding the hearing, the Board of Directors shall follow the procedures set forth in §536 RSMO. for "contested" matters. Unless revoked or vacated, such order shall then be complied with.

Nothing herein contained shall be deemed to deny the right of any person, firm, corporation, partnership or voluntary association to appeal from an order of a decision of the Board of Directors to a court of competent jurisdiction. Appeals from final decisions of the Board shall be to the appropriate Circuit Court, pursuant to the provisions of §536.100 RSMO. Such appeals shall stay the execution of such order until it has been heard and reviewed, vacated or confirmed by the Court.

SECTION 114.4. Delete in its entirety. Insert:

114.4 Violation, penalties. Any person, firm or corporation who shall violate any provision of this Ordinance, or who shall fail to comply with any of the requirements thereof, or who shall erect, construct, alter or repair a structure in violation of an approved plan or directive of the *building official*, or of a permit or certificate issued under the provisions of this Ordinance, or shall start any work requiring a permit without first obtaining a permit therefore, or who shall continue any work in or about a structure after having been served a stop-work order, except for such work which that person, firm or corporation has been directed to perform to remove a violation or unsafe condition, or any owner or tenant of a building, or premises or any other person who commits, takes part or assists in any violation of this *Building Code* or who maintains any building or premises in which such may cause to be instituted in the name of the District, a civil action for injunction or other appropriate relief to secure a compliance with the provisions of this *Building Code*. Injunctive or other appropriate relief shall not be denied on the grounds that an adequate remedy at law exists through the imposition of criminal sanctions.

SECTION 114.5. Add a new section. Insert:

114.5 Unlawful continuance. Any person who shall continue any work in or about the structure after having been served with a stop work order, except such work as that person is directed to perform to remove a violation or unsafe conditions, shall be liable to penalties as specified in Section 114.4 of this code.

SECTION 114.6. Add a new section. Insert:

114.6 Civil action. Notwithstanding the provisions hereof, the *building official*, with the approval of the Board of Directors, may cause to be instituted in the name of the District, a civil action for injunction or other appropriate relief to secure a compliance with the provisions of this *Building Code* as adopted by this ordinance. Injunctive or other appropriate relief shall not be denied on the grounds that an adequate remedy at law exists through the imposition of criminal sanctions.

SECTION 115.4. Delete in its entirety. Insert:

115.4 Failure to comply. Any person who shall continue any work after having been served with a stop work order, except such work as that person is directed to perform to remove a violation or unsafe condition, shall be in violation of Section 114.4 and 114.5 of this code.

CHAPTER 2 – DEFINITIONS

SECTION 202. Insert new definitions:

BEDROOM – SLEEPING ROOM. Any space in the conditioned area of a dwelling unit or accessory structure which is 70 square feet and greater in size and which is located along an exterior wall, but not including the following: hall; bathroom; kitchen; living room (maximum of one per dwelling unit); dining room (in proximity to kitchen, maximum of one per dwelling unit); family room (maximum of one per dwelling unit), laundry room, closet/dressing room opening off of a bedroom.

The *building official* may grant exceptions if a room, by its design, cannot function as a bedroom. Sewing rooms, dens, studios, lofts, game rooms, and any other conditioned room along an exterior wall which is 70 square feet or greater in size will be considered to be bedrooms unless the room is specifically exempted. If a home office, library or similar room is proposed, it may be exempted from being considered a bedroom if there is no closet and at least one of the following is present:

1. Permanently built-in bookcases, desks and other feature that encumber the room in such a way that it cannot be used as a bedroom;
2. A minimum 4 foot opening, without doors, into another room; or
3. A half wall (4 foot maximum height) between the room and another room. A detached building which contains only a half bath will not routinely be considered as having a bedroom unless it is specifically identified and permitted as a guest house.

When an exception is made per the above, it shall be documented in Permits Application Documents and Submitted Plans in the comments section so that all staff are aware of the determination.

A conditional statement may be required to be signed by the property owner if the permit is for an outbuilding which has been determined to be a use other than a bedroom or other living space. This statement may be recorded as necessary to inform future property owners of restrictions on use of the building.

Child care facility. A child care facility which accommodates more than ten children 2 ½ years of age or less for any length of time.

Family day care home. A family home occupied as a permanent residence by the daycare provider, in which family like care is given for more than four (4) children, but not more than ten (10) children, not related to the daycare provider, for any part of the twenty-four (24) hour day.

MOBILE FOOD UNIT. An enclosed vehicle-mounted food service establishment designated to be readily movable from which food is composed, compounded, processed or prepared and from which food is vended, sold or given away.

CHAPTER 3 – USE AND OCCUPANCY CLASSIFICATION

SECTION 308.3. Delete in its entirety. Insert:

308.4 Institutional Group I-2. Institutional Group I-2 occupancy shall include buildings and structures used for medical care on a 24-hour basis for more than five persons who are incapable of self-preservation. This group shall include, but not be limited to, the following:

Child care facilities

Foster care facilities
 Detoxification facilities
 Hospitals
 Nursing homes
 Psychiatric hospitals

A *family day care home* shall be classified as Group R-3 or shall comply with the International Residential Code in accordance with Section 101.2.

CHAPTER 4 – SPECIAL DETAILED REQUIREMENTS BASED ON USE AND OCCUPANCY

SECTION 403.4. Modify as follows. Insert:

403.4 Emergency systems. The detection, alarm and emergency systems of high-rise buildings shall comply with Sections 403.4.1 through 403.4.10.

SECTION 403.4.9. Add a new section. Insert:

403.4.9 Firefighter assist plans. An approved pictographic display (sign, drawing or wall marking) shall be posted within all enclosed stairways at each floor landing in all new and existing high-rise buildings. Individual displays, or signs, shall show the floor level number where the graphic is displayed, the configuration of exit corridors, including all door openings, exit stairways, elevators, exterior building walls, fire alarm pull stations, fire hoses and sprinkler valves. The display shall be located approximately 5 feet above the floor landing in a position that is readily visible when the door is in the open or closed position.

SECTION 403.4.10. Add a new section. Insert:

403.4.10 Exterior floor identification. All new and existing high-rise buildings shall be marked on the exterior with floor level identification dots. Said dots shall not be less than 8 inches in diameter and be of illumination reflective material. Dots shall identify every 5th floor level of the building, in relationship to floor level indicators inside elevator cars. Dots must be visible on all faces or sides of the building. Specific dot locations shall be approved by the *building official*.

CHAPTER 5 – GENERAL BUILDING HEIGHTS AND AREAS

SECTION 501.2. Delete in its entirety. Insert:

501.2 Address identification. New and existing buildings shall be provided with approved address identification. The address identification shall be legible and placed in a position that is visible from the street or road fronting the property. Address identification characters shall contrast with their background. Address identification on glass shall be white in color. Building address numbers shall be Arabic numbers format. Suite or sub-address identification shall be Arabic number or alphabetical letters. Numbers shall not be spelled out. Each character shall be not less than 6 inches (152 mm) high with a minimum stroke width of 1/2 inch (12.7 mm). Where required by the *building official*, address identification shall be provided in additional approved locations to facilitate emergency response. Where access is by means of a private road and the building cannot

be viewed from the public way, a monument, pole or other sign or means shall be used to identify the structure. Address identification shall be maintained.

SECTION 501.2.1. Add a new section. Insert:

501.2.1 Buildings with single address identification. New and existing buildings that have only one address with no suites or sub-address identification shall have address identification on all four sides of the building.

SECTION 501.2.2. Add a new section. Insert:

501.2.2 Buildings with multiple address identification. New and existing buildings that have multiple addresses, suites, apartments or sub-address identification shall have main building address identification on all four sides of the building. All exterior doors, man doors and overhead doors, shall have address identification on the exterior side or each door which accesses that suite, tenant space or sub-address. Address identification shall include building address identification and suite or sub-address identification. Each character shall be not less than 4 inches (102 mm) high with a minimum stroke width of 1/2 inch (12.7 mm). Building address numbers shall be Arabic numbers format. Suite or sub-address identification shall be Arabic number or alphabetical letters. All numbers shall not be spelled out. Address identification characters shall contrast with their background. Address identification on glass shall be white in color. All interior doors with access from a main corridor or hallway shall have suite, apartment or sub-address identification on all doors which access that space. The interior door access identification shall meet a building standard either on the actual door or next to the door.

CHAPTER 6 – FIRE AND SMOKE PROTECTION FEATURES

SECTION 603.1. Modify as follows. Insert:

603.1 Allowable materials. Combustible materials shall be permitted in buildings of Type I or II construction in the following applications and in accordance with Sections 603.1.1 through 603.1.3:

1. *Fire-retardant-treated wood* shall be permitted in:
 - 1.1. Nonbearing partitions where the required fire-resistance rating is 2 hours or less.
 - 1.2. Nonbearing exterior walls where fire-resistance-rated construction is not required.
 - 1.3. Roof construction, including girders, trusses, framing and decking.

Exception: In buildings of Type IA construction exceeding two stories above grade plane, fire-retardant-treated wood is not permitted in roof construction where the vertical distance from the upper floor to the roof is less than 20 feet (6096 mm).

2. Thermal and acoustical insulation, other than foam plastics, having a flame spread index of not more than 25.

Exceptions:

1. Insulation placed between two layers of noncombustible materials without an intervening airspace shall be allowed to have a flame spread index of not more than 100.
2. Insulation installed between a finished floor and solid decking without intervening airspace shall be allowed to have a flame spread index of not more than 200.

3. Foam plastics in accordance with Chapter 26.
4. Roof coverings that have an A, B or C classification.
5. Interior floor finish and floor covering materials installed in accordance with Section 804.
6. Millwork such as doors, door frames, window sashes and frames.
7. Interior wall and ceiling finishes installed in accordance with Sections 801 and 803.
8. Trim installed in accordance with Section 806.
9. Where not installed greater than 15 feet (4572 mm) above grade, show windows, nailing or furring strips and wooden bulkheads below show windows, including their frames, aprons and show cases.
10. Finish flooring installed in accordance with Section 805.
11. Stages and platforms constructed in accordance with Sections 410.3 and 410.4, respectively.
12. Combustible exterior wall coverings, balconies and similar projections and bay or oriel windows in accordance with Chapter 14.
13. Light-transmitting plastics as permitted by Chapter 26.
14. Mastics and caulking materials applied to provide flexible seals between components of exterior wall construction.
15. Exterior plastic veneer installed in accordance with Section 2605.2.
16. Nailing or furring strips as permitted by Section 803.11.
17. Heavy timber as permitted by Note c to Table 601 and Sections 602.4.7 and 1406.3.
18. Aggregates, component materials and admixtures as permitted by Section 703.2.2.
19. Sprayed fire-resistant materials and intumescent and mastic fire-resistant coatings, determined on the basis of fire resistance tests in accordance with Section 703.2 and installed in accordance with Sections 1705.14 and 1705.15, respectively.
20. Materials used to protect penetrations in fire-resistance-rated assemblies in accordance with Section 714.
21. Materials used to protect joints in fire-resistance-rated assemblies in accordance with Section 715.
22. Materials allowed in the concealed spaces of buildings of Types I and II construction in accordance with Section 718.5.
23. Wall construction of freezers and coolers of less than 1,000 square feet (92.9 m²), in size, lined on both sides with noncombustible materials and the building is protected throughout with an automatic sprinkler system in accordance with Section 903.3.1.1.

CHAPTER 7 – FIRE AND SMOKE PROTECTION FEATURES

SECTION 708.1.1. Add a new section. Insert:

708.1.1 Tenant Separation Walls. Walls Separating tenant spaces in any commercial building shall be fire partitions with a fire resistance rating of no less than 1 hour. The walls shall be

continuous from the floor to the underside of the floor, roof slab or deck and shall be securely attached thereto. These walls shall be continuous through all concealed spaces such as the space above a suspended ceiling. The wall shall be draft stopped and sealed at all penetrations joints and rated openings. A wall is not required between any tenant space and a mall, except for occupancy separations required elsewhere in this building code.

Exceptions:

1. Tenant Separation Walls are not required in Occupancy Classifications Group B or Group M when the multi-tenant building is fully equipped with an approved automatic sprinkler system in accordance with Section 903.3.1.1.
2. Tenant Separation Walls are not required when a multi-tenant building subdivides the tenant space such that all of the follow conditions are true:
 - a. Any two adjacent tenant spaces are less than five-hundred (500) square feet each.
 - b. The total square foot area of any floor space of the building is less than four-thousand (4000) square feet.
 - c. The tenant spaces share common bathrooms, vending and ancillary areas accessed from a common corridor.
 - d. No food preparation areas within any tenant space.

CHAPTER 9 – FIRE PROTECTION SYSTEMSSECTION 903.3.5.3. Add a new section. Insert:

903.3.5.3 Water flow tests. Water flow tests for automatic sprinkler systems shall be conducted between the hours of 8:30 a.m. and 4:30 p.m., Monday through Friday. Tests shall be conducted within the last twelve (12) months of submitted construction design documents.

SECTION 903.3.5.4. Add a new section. Insert:

903.5.3.1 Water flow safety factor. A safety factor shall be applied to all flow tests for automatic sprinkler systems. A parallel curve shall be drawn to the actual flow test curve that has been reduced by 20% of the static pressure. An automatic sprinkler system design shall not exceed the 20% curve.

SECTION 903.4.1. Delete in its entirety. Insert:

903.4.1 Monitoring. Alarm, supervisory and trouble signals shall be distinctly different and shall be monitored in accordance with Section 907.6.6 and shall sound an audible signal at a constantly attended location.

Exceptions:

1. Underground key or hub valves in roadway boxes provided by the municipality or public utility are not required to be monitored.

2. Backflow prevention device test valves located in limited area sprinkler system supply piping shall be locked in the open position. In occupancies required to be equipped with a fire alarm system, the backflow preventer valves shall be electrically supervised by a tamper switch installed in accordance with NFPA 72 and separately annunciated.

SECTION 903.5.1. Add a new section. Insert:

903.5.1 Records. Records of all system inspections, tests and maintenance required by the referenced standards shall be maintained on the premises for a minimum of 3 years or for the required testing frequency if greater than 3 years and shall be made available to the *building official*, not less than quarterly. Accurate logs shall be maintained indicating the number, location and type of device tested. Any defect, modification or repair shall be logged. Additional tag or system inspection record, identifying date, inspector, system pressures and company who inspector is employed shall be attached to each system riser or posted in the immediate area of each system riser. The company conducting the inspection shall have an address and telephone number identified on the tag or system inspection record.

SECTION 903.5.2. Add a new section. Insert:

903.5.2 Annual inspection reporting. All fire protection systems, which require an annual or semi-annual inspection under the respective NFPA Code shall submit such reports within thirty (30) days of the inspection in an Adobe PDF electronic format to the District. This electronic document shall be sent to the District via e-mail to firemarshall@afftonfire.com. The type of fire protection system inspection and address of inspection shall be included in the "Subject" of the e-mail.

SECTION 903.6. Add a new Section. Insert:

903.6 Post indicator valves: All *automatic sprinkler systems*, except limited area sprinkler systems, shall be provided with a post indicator valve that shall control the water supply to all automatic sprinkler systems in that building.

SECTION 904.4.1. Delete in its entirety. Insert:

904.4.1 Acceptance inspection tests. All alternative automatic fire-extinguishing systems shall be tested in accordance with this section. A completed system shall be tested by a discharge of expellant gas through the piping and nozzles. Observations for gas leakage and for continuity of piping with free unobstructed flow shall be made. Observations shall be made of the flow of expellant gas through all nozzles. The identification of devices with proper designations and instructions shall be checked. All dry-chemical and wet-chemical extinguishing systems shall also be tested by a discharge of the extinguishing agent. Discharge quantities shall be in accordance with the manufacturer's installation information and provide on *construction documentation*. After testing, all piping and nozzles shall be blown clean using compressed air or nitrogen, and the system shall be properly charged and placed in the normal "set" condition.

SECTION 907.1.4. Add a new section. Insert:

907.1.4 Device labeling. All fire alarm and detection devices shall be labeled with a device identification number in an *approved* manner. Upon an activation signal of a device, the location and the device identification number shall be displayed and correspond with the information on the fire alarm control panel.

SECTION 907.1.5. Add a new section. Insert:

907.1.5 Multiple Fire Alarm Systems. Multiple fire alarm systems within a single protected premise, building or complex are not permitted, unless specifically authorized by the *building official*.

SECTION 907.5.3. Add a new section. Insert:

907.5.3 Fire Sprinkler System Fire Department Connection. An approved exterior audio/visual fire alarm notification device shall be installed above all fire department connections. This device shall activate upon a water flow fire alarm signal only. This device shall be visible from the closest fire apparatus access road and installed at twelve feet above ground level or other *approved* location.

907.5.3.1 Water Flow Alarm Signage. A permanent sign shall also be installed under the audio/visual fire alarm notification device which states "Water Flow Alarm". This sign shall have red letters on a white reflective background. The letters shall be red in color and be Arabic alphabetical letters. Each character shall be not less than 3 inches (76 mm) high.

SECTION 907.6.3. Modify as follows. Insert:

Exception #1 – Delete in its entirety.

Exception #2 - Fire alarm systems that only include manual fire alarm boxes, water-flow initiating devices and not more than 6 additional alarm-initiating devices.

Exception #3 - Special initiating devices that do not support individual device identification. Such initiating devices shall be approved by *building official*.

SECTION 907.6.6. Delete in its entirety. Insert:

907.6.6 Monitoring. All fire alarm systems shall be monitored by an *approved* central station as defined in NFPA 72. A UL Certificate (UUFX) or FM Placard, in accordance with the NFPA 72 Chapter 26, shall be issued by the UL Listed or FM approved prime contractor for all newly installed fire alarm systems. This regulation shall apply to all new fire alarm systems. An existing fire alarm system wherein the fire alarm control unit or alarm components are to be replaced shall be considered "new" for the purposes of this section. Central station service in full compliance with NFPA 72 Chapter 26 shall be maintained at the protected property, so long as the fire alarm system. This section shall apply to all required and non-required fire alarm systems that are installed within a building.

Exception. Monitoring by an approved central station is not required for:

1. Single- and multiple-station smoke alarms required by Section 907.2.11.
2. Smoke detectors in Group I-3 occupancies.
3. *Automatic sprinkler systems* in one- and two-family dwellings.
4. Fire alarm systems monitored by a proprietary monitoring system in accordance with NFPA 72 Chapter 26 for which a UL Certificate (UUKA) or FM or other approved documentation has been issued, as approved by the *building official*

SECTION 912.2.2. Delete in its entirety. Insert:

912.2.2 Fire Department Connection Location Signage. On buildings, the fire department connection shall be indicated by an approved sign mounted on the street front or on the side of the building. Such sign shall have red letters "FDC" not less than 6 inches (152 mm) high and words in red letters not less than 2 inches (51 mm) high or an arrow to indicate the location on a white reflective background. Such signs shall be subject to the approval of *the building official*.

SECTION 912.2.3. Add a new section. Insert:

912.2.3 Fire Department Connection Signage. The fire department connection shall be indicated by an approved sign mounted above its location. Such sign shall have red letters "FDC" not less than 6 inches (152 mm) high and the addresses which the fire department connection servers in red letters not less than 2 inches (51 mm) high on a white reflective background. Such signs shall be subject to the approval of *the building official*.

SECTION 912.2.4. Add a new section. Insert:

912.2.4 Fire Alarm Audio/Visual Device. Please see Section 907.5.4 of this ordinance in regards to water flow alarm notification device above the fire department connection.

SECTION 912.4.4. Add a new Section. Insert:

912.4.4 No parking areas at fire department connections: When fire department connections are located in an area where vehicles may be parked or standing, said parking or standing shall be restricted for ten (10) feet in each direction from the fire department connection.

SECTION 917. Add a new Section. Insert:

SECTION 917 - Fire Hydrants

917.1 New Subdivisions. No person shall commence construction of any new building or structure of any kind in any subdivision within the District, unless such person shall have first submitted to the *building official* a plat of the aforesaid subdivision, indicating the proposed installation of the fire hydrants within such subdivision and receive approval by the *building official*.

917.2 New Structures. No person shall commence construction of any new structure, or building, or addition to any structure or building, within or upon any real property within the District, unless such person shall first have submitted to the *building official* a plat or drawing of the property whereon is located such building, structure or addition, which plat or drawing has indicated thereon the nearest existing fire hydrant. If there is not an existing fire hydrant within such distance as is approved by the *building official*, then also the proposed installation of a new fire hydrant or hydrants, and unless, also, the particular locations proposed for such fire hydrants and the number of fire hydrants to be installed if any, shall be approved by the *building official*.

917.3 Installation of other new fire hydrants. No person shall install or cause to be installed any fire hydrant within the District, unless the location thereof and the design and type of the hydrant, including the threads and outlets thereof, shall first have been approved by the *building official*.

917.4 Use Groups R-3 and R-4. There shall be no more than six (6) dwelling units constructed prior to the installation of a public water system with fire hydrants as set forth herein so as to be accessible for Fire District use in the event of a fire emergency.

917.5 Other Use Groups. In all other Use Groups, public water systems with fire hydrants shall be installed with the commencement of construction.

917.6 Fire hydrant placement. Fire hydrants shall be placed within the guidelines of Section 917.6.1 through 917.6.8.

917.6.1 One- and two-family dwellings developments. In Groups R-3 and R-4 occupancies, single family residential developments, fire hydrant spacing shall not exceed five hundred (500) feet from hydrant to hydrant, or as special site conditions may dictate. The maximum distance from the dead end or any point on street or road frontage to a hydrant is one-hundred-fifty (150) feet. Local conditions may be such that this distance may vary as much as one-hundred (100) feet in either direction.

917.6.1.1 Water supply required. In Use Groups R-3 and R-4 single family developments, when the density is one (1) dwelling unit per ten-thousand (10,000) square feet of developed property or less, and there are five (5) or more dwelling units in a single development.

917.6.2 Other occupancy group developments: In all other Use Groups, fire hydrant spacing shall not exceed three hundred (300) feet from hydrant to hydrant, or as special site conditions may dictate. No part of a building shall be more than three hundred (300) feet from a fire hydrant. Local conditions may be such that the distance between fire hydrants or from a building to a fire hydrant may vary as much as seventy-five (75) to one-hundred (100) feet in either direction, if otherwise approved by the *building official*.

917.6.3 Area to be provided with fire hydrants. Fire hydrants and water mains shall be placed along the full length of the property to be developed that abuts an existing and/or proposed improved public way. Variances may be required by the water agency because of water quality considerations.

917.6.4 Fire hydrant spacing. Spacing of fire hydrants along a public way shall be regulated by the occupancy classification of the development that abuts the existing and/or proposed public way.

917.6.5 Private hydrants: Where a development, other than occupancy group R-3 or R-4, is greater than one-hundred-fifty (150) feet from an existing and/or proposed improved public way, measured along the drivable access, additional private fire hydrants shall be required on said developed property, private streets and/or parking lots, at a spacing between fire hydrants as required by the Use Group as set forth in Section 917.6.1 through and including Section 917.6.4.

917.6.6 No parking area at fire hydrants. Where fire hydrants are required to be installed in areas where vehicles would be parked or standing, said vehicle parking or standing shall be restricted for ten (10) feet in each direction from the fire hydrant.

917.6.7 Unacceptable locations for fire hydrants. Fire hydrants shall not be permitted in the locations indicated in Section 917.6.7.1.

917.6.7.1 Prohibited locations: A fire hydrant shall not be placed at any location where the fire hydrant could be damaged by vehicular traffic.

917.6.8 Relocation of fire hydrants. Relocation of fire hydrants requested or required by a property owner and/or developer shall be relocated as specified by the water agency's policies and procedures and relocation has been approved by the *building official*.

917.7 Fire hydrant installation. All fire hydrants shall be installed in accordance with Sections 917.7.1 through 917.7.3.

917.7.1 Fire hydrant set back distance. All fire hydrants shall be set back from the curb or edge of pavement. The setback shall not exceed twelve (12) feet.

917.7.2 Fire hydrant connection height. Fire hydrants shall be installed no less than twenty-four (24) inches and no more than thirty-six (36) inches above finished grade, measured from the center of the steamer connection.

917.7.3 Fire hydrant type: All fire hydrants shall be approved by the American Water Works Association (AWWA) and/or Missouri American Water Company.

917.8 Obstructions: There shall be no obstructions, plantings, bushes, trees, signs, light standards, etc., within three (3) feet of any fire hydrant in all directions.

917.9 Color coding of public fire hydrants. All public fire hydrant barrels are to be painted yellow. All public fire hydrant bonnets are to be painted as follows:

<u>COLOR</u>	<u>WATER MAIN SIZE</u>
Green	Twelve (12) inch and larger
Orange	Eight (8) and ten (10) inch
Red	Six (6) inch and smaller

917.10 Color coding of private fire hydrants. All private fire hydrants shall be painted yellow, including the bonnet.

917.11 Minimum fire flow - single fire hydrant. The minimum fire flow from a single fire hydrant in any occupancy group shall be fifteen-hundred (1500) gallons per minute at twenty (20) psi residual pressure unless the new hydrant is ordered on a pre-existing main.

917.12 Minimum fire flow - next two fire hydrants. The minimum fire flow from the next two fire hydrants in any occupancy group shall be a cumulative fifteen-hundred (1500) gallons per minute at twenty (20) psi residual pressure.

917.13 Access. The commencement of construction of any such new subdivision, or new building, or structure or addition by any person, within the District, shall be deemed to be the granting of permission by such person for entry upon such property by the Missouri American Water Company, or other water supplier, for the installation of any such aforesaid fire hydrants and the water main leading thereto, and also to the District and to the members or staff and its equipment, for access to such fire hydrant, or hydrants, which may be located upon any such property, for any purpose whatever within the functions of the District, in considerations of issue of building permit.

917.14 Building permits. The *building official* shall not approve, nor issue building permits for, nor permit the construction of any such new subdivision, or new building or structure or addition, so long as the owner thereof fails to provide for fire hydrants, or to perform any guarantees, or to permit access, according to this section

Exception: On the application of any person, the Board of Directors of the District may grant exception to the requirements of this Section for fire hydrant installations, where such person shall prove to the satisfaction of the Board of Directors that there is no water supply reasonably available for the installation of hydrants.

SECTION 918. Add a new Section. Insert:

Section 918 - Fire Service Mains and Appurtenances

918.1 General. This section covers the application, installation, inspections and testing for fire service mains and appurtenance and their components for new and existing buildings and structures.

918.2 Where required. An approved Fire Service Mains and Appurtenances shall be installed in accordance with the provisions of this code and NFPA 24. The Fire Service Mains and Appurtenances shall be designed and installed to support the fire flow requirements of the Standpipe System and Automatic Sprinkler Systems of the building or structure being protected.

918.3 Construction documents. Construction documents for Fire Service Mains and Appurtenances shall be of sufficient clarity to indicate the location, nature and extent of the work proposed and show in detail that it will conform to the provisions of this code, the International Building Code, NFPA 24 and relevant laws, ordinances, rules and regulations, as determined by the *building official*.

918.3.1 Required. Construction documents shall be drawn to an indicated scale on sheets of uniform size, with a plan of each floor as applicable, and shall include the following items that pertain to the design of the system:

1. Name of owner.
2. Location, including street address.
3. Point of compass.
4. A graphic representation of the scale used on all plans.
5. Name and address of contractor.
6. Size and location of all water supplies.
7. Size and location of standpipe risers, hose outlets, hand hose, monitor nozzles, and related equipment.
8. The following items that pertain to private fire service mains:
 - a) Type of pipe being installed. (Shall meet requirements of NFPA 24)
 - b) Size.
 - c) Length.
 - d) Location.

- e) Weight.
 - f) Material.
 - g) Point of connection to city main.
 - h) Sizes, types, and locations of valves, valve indicators, regulators, meters, and valve pits.
 - i) Depth at which the top of the pipe is laid below grade.
 - j) Method of restraint. (Shall meet requirements of NFPA 24)
9. The following items that pertain to hydrants:
- a) Size and location, including size and number of outlets and whether outlets are to be equipped with independent gate valves.
 - b) Thread size and coupling adapter specifications if different from NFPA 1963
 - c) Whether hose houses and equipment are to be provided, and by whom
 - d) Static and residual hydrants used in flow
 - e) Method of restraint (Shall meet requirements of NFPA 24)
 - f) Meet requirements of Section 916 of this Code.
10. Size, location, and piping arrangement of Fire Department Connections
11. Location and piping arrangement for Post Indicator Valve. All Post Indicator Valves shall be OSHA safety red in color. Post Indicator Valves shall have address identification signs permanently affixed to body of post to identify the address in which the valve serves.

918.3.2 Manufacturer's Installation Instructions. The Construction Documentation submittals shall include the manufacturer's installation instructions for all pipe used or American Water Works Association (AWWA) installation documentation and any specially listed equipment, including descriptions, applications, and limitations for any devices, piping, or fittings.

918.4 Qualified Installer. Installation work shall be performed by fully experienced and responsible persons. The construction application and installation shall be by a Licensed Master Pipe Fitter, Master Plumber or Master Sprinkler Fitter with St. Louis County, Missouri.

918.5 Inspections. The following inspection shall be conducted during the installation of Fire Main Services and Appurtenance:

1. Pipe / trench inspection. This inspection can be conducted while pipe is being installed into trench. No back fill shall be introduced into trench until inspection unless previous approval from *Building official*.
2. Proper fill and tamping of fill around pipe. (Per manufacturer's installation instructions or AWWA installation documents. No rocks per NFPA 24.)
3. Thrust block pre-pour inspection. Framed or non-framed.
4. Thrust block pour inspection.
5. Hydrostatic testing. (Per NFPA 24).
6. Flush Inspection. Flush flow shall be through a minimum four inch opening with proper hose or pipe attached. Hose or pipe shall be restrained to prevent injury and or damage. A

catch or filter system shall be attached to the end of the hose to prevent debris from causing injury or damage.

7. Additional inspections may be required by *Building official* due to project conditions or project requirements.

918.6 Final authority. The authority having jurisdiction shall always be consulted before the installation, upgrading or remodeling of private fire service mains.

CHAPTER 10 – MEANS OF EGRESS

SECTION 1008.3. Modify as follows. Insert:

1008.3 Emergency power for illumination. The power supply for means of egress illumination shall normally be provided by the premises' electrical supply. All circuits which provide power for emergency means of egress shall be identified in each electrical panel.

SECTION 1008.3.3. Modify as follows. Insert:

6. Mechanical rooms, penthouse areas, rooms containing roof access ladders, commercial kitchens, any room or areas of Occupancy Group H, in any room or area that utilizes hazardous materials or hazardous processes.

SECTION 1010.1.4.2.1. Add a new section. Insert:

1010.1.4.2.1 Power-operated sliding door lock. Sliding doors which use a manual lock to prevent the door from opening manually shall have the following:

1. The locking device is readily distinguishable as locked. The locking device shall be able to be unlocked by a quarter turn bold operation without a key or special knowledge.
2. A readily visible durable sign is posted on the egress side on or adjacent to the door stating: THIS DOOR TO REMAIN UNLOCKED WHEN THIS SPACE IS OCCUPIED. The sign shall be in letters 1 inch (25 mm) high on a contrasting background.

SECTION 1010.1.9.3. Modify as follows:

Item #2 – Delete in its entirety.

SECTION 1010.1.9.9. Delete in its entirety. Insert:

1010.1.9.9 Electromagnetically locked egress doors. Doors in the means of egress that are not otherwise required to have panic hardware in buildings with an occupancy in Group A, B, E, I-1, I-2, M, R-1 or R-2 and doors to tenant spaces in Group A, B, E, M, I-1, I-2, R-1 or R-2 shall be permitted to be electromagnetically locked if equipped with *listed and labeled* hardware that incorporates a built-in switch and meet the requirements below:

1. The *listed and labeled* hardware that is affixed to the door leaf has an obvious method of operation that is readily operated under all lighting conditions.
2. The *listed and labeled* hardware is capable of being operated with one hand.

3. Operation of the *listed and labeled* hardware releases to the electromagnetic lock and unlocks the door immediately.
4. Loss of power to the *listed and labeled* hardware automatically unlocks the door.
5. Where *listed and labeled* panic or fire exit hardware is required by Section 1010.1.10, operation of the panic or fire exit hardware also releases the electromagnetic lock.
6. The locking system units shall be listed in accordance with UL 294.
7. Activation of the building *fire alarm system* or building *automatic sprinkler system* shall release the electromagnetic lock and unlocks the door immediately.

SECTION 1013.1. Modify as follows:

Exception #2 – Delete in its entirety.

SECTION 1013.3. Delete in its entirety. Insert:

1013.3 Illumination. Exit signs shall be electrically powered internally illuminated. All replacement and new exit signs shall be illuminated with Light Emitting Diode (LED) technology. Exit signs that are externally illuminated shall only be installed upon approval of the *building official*.

Exception: Tactile signs required by Section 1013.4 need not be provided with illumination.

SECTION 1013.5. Delete in its entirety. Insert:

1013.5 Exit signs. Exit signs shall be listed and labeled in accordance with UL 924 and shall be installed in accordance with the manufacturer’s instructions and Section 604. The letters of the exit sign shall be red in color. Exit signs shall be illuminated at all times. The installation of self-luminous and photoluminescent exit signs shall be by the approval of the *building official*.

SECTION 1013.6. Modify as follows. Insert:

1013.6 Externally illuminated exit signs. When approved by the *building official*, externally illuminated exit signs shall comply with Sections 1013.6.1 through 1013.6.3.

CHAPTER 11 – ACCESSIBILITY

Delete this entire Chapter exclusive of the following:

SECTION 1102 - Definitions

CHAPTER 12 – INTERIOR ENVIRONMENT

Delete this entire Chapter exclusive of the following:

SECTION 1201 – General

SECTION 1202 – Definitions

SECTION 1205.4 – Stairway illumination.

- SECTION 1205.4.1 – Controls
- SECTION 1205.5 – Emergency egress lighting.
- SECTION 1206 – Yards or Courts.
- SECTION 1209 – Access to Unoccupied Spaces.

CHAPTER 13 – ENERGY EFFICIENCY

Delete this entire Chapter.

CHAPTER 14 – EXTERIOR WALLS

- SECTION 1403.2. Delete in its entirety.
- SECTION 1403.3. Delete in its entirety.
- SECTION 1403.5. Delete in its entirety.
- SECTION 1403.6. Delete in its entirety.
- SECTION 1403.7. Delete in its entirety.

CHAPTER 15 – ROOF ASSEMBLIES AND ROOFTOP STRUCTURES

Delete this entire Chapter exclusive of the following:

- SECTION 1501 – General.
- SECTION 1502 – Definitions.
- SECTION 1505 – Fire classification.
- SECTION 1507 – Requirements for Roof Coverings.
- SECTION 1508 – Roof insulation.
- SECTION 1510 – Rooftop Structures.

CHAPTER 16 – STRUCTURAL DESIGN

Delete this entire Chapter.

CHAPTER 17 – SPECIAL INSPECTIONS AND TESTS

Delete this entire Chapter exclusive of the following:

- SECTION 1701 – General.
- SECTION 1702 – Definitions.
- SECTION 1703 – Approvals.

SECTION 1704.1 – General.

SECTION 1704.2 – Special inspections and tests.

SECTION 1704.2.1 – Special inspector qualifications.

SECTION 1704.2.2 – Access for special inspection.

SECTION 1704.2.3 – Statement of special inspections.

SECTION 1704.2.4 – Report requirement.

SECTION 1705.14 – Sprayed fire-resistant materials through SECTION 1705.18.2 – Qualifications.

SECTION 1707 – Alternative test procedure.

CHAPTER 18 – SOILS AND FOUNDATIONS

Delete this entire Chapter.

CHAPTER 19 – CONCRETE

Delete this entire Chapter.

CHAPTER 20 – ALUMINUM

Delete this entire Chapter.

CHAPTER 21 – MASONRY

Delete this entire Chapter exclusive of the following:

SECTION 2101 – General.

SECTION 2102 – Definitions.

SECTION 2103 – Masonry Construction Materials.

SECTION 2111 – Masonry Fireplaces.

SECTION 2112 – Masonry Heaters.

SECTION 2113 – Masonry Chimneys.

CHAPTER 22 – STEEL

Delete this entire Chapter exclusive of the following:

SECTION 2202 – Definitions.

CHAPTER 23 – WOOD

Delete this entire Chapter exclusive of the following:

SECTION 2302 – Definitions.

SECTION 2303.2 – Fire-retardant treated wood.

SECTION 2302.2.4 – Labeling.

SECTION 2302.2.6 – Exposure to weather, damp or wet locations.

SECTION 2302.2.7 – Interior applications.

SECTION 2302.2.9 – Type I and II construction applications.

SECTION 2304.10.5 – Fasteners in preservative-treated and fire-retardant-treated wood.

SECTION 2304.11 – Heavy timber construction (pages 461 – 465)

CHAPTER 24 – GLASS AND GLAZING

Delete this entire Chapter exclusive of the following:

SECTION 2402 – Definitions.

SECTION 2405.4 – Framing.

SECTION 2406 – Safety Glazing.

SECTION 2407 – Glass in Handrails and Guards.

CHAPTER 25 – GYPSUM BOARD, GYPSUM PANEL PRODUCTS AND PLASTER

Delete this entire Chapter exclusive of the following:

SECTION 2501 – General.

SECTION 2502 – Definitions.

SECTION 2506.2 – Standards.

SECTION 2507.2 – Standards.

TABLE 2508.1 – Installation of Gypsum Construction.

CHAPTER 29 – PLUMBING SYSTEMS

Delete this entire Chapter.

CHAPTER 30 – ELEVATORS AND CONVEYING SYSTEMS

Delete this entire Chapter exclusive of the following:

SECTION 3001.2 – Referenced standards.

SECTION 3002 – Hoist way enclosures.

SECTION 3003 – Emergency operations.

SECTION 3005 – Machine rooms.

SECTION 3006 – Elevator lobbies and hoist way opening protection.

SECTION 3007 – Fire service access elevators.

SECTION 3008 – Occupant evacuation elevators.

CHAPTER 31 – SPECIAL CONSTRUCTION

SECTION 3107. Delete in its entirety.

SECTION 3108. Delete in its entirety.

SECTION 3109. Delete in its entirety.

CHAPTER 32 – ENCROACHMENTS INTO THE PUBLIC RIGHT-OF-WAY

Delete this entire Chapter exclusive of the following:

SECTION 3202.1.3 – Areaways.

SECTION 3202.2 – Encroachments above grade and below 8 feet in height.

SECTION 3202.3 – Encroachments 8 feet or more above grade.

SECTION 3202.3.4 – Pedestrian walkways.

SECTION 3202.4 – Temporary encroachments.

CHAPTER 33 – SAFEGUARDS DURING CONSTRUCTION

Delete this entire Chapter exclusive of the following:

SECTION 3301 – General.

SECTION 3302 – Construction safeguards.

SECTION 3303.3 – Means of egress.

SECTION 3303.7 – Fire safety during demolition.

SECTION 3308 – Temporary use of streets, alleys and public property.

SECTION 3309 – Fire Extinguishers.

SECTION 3310 – Means of egress.

SECTION 3311 – Standpipes.

SECTION 3312 – Automatic sprinkler systems.

SECTION 3313 – Water supply for fire protection.

CHAPTER 35 – REFERENCE STANDARDS

NFPA – National Fire Protection Association: Copies of NFPA documents can be obtained online at NFPA.org or calling (800) 344-3555, 1 Batterymarch Park, Quincy, MA 02269.

- NFPA 24-13 Standard for the Installation of Private Fire Service Mains and Their Appurtenances
- NFPA 25-14 Standard for the Inspection, Testing and Maintenance of Water Based Fire Protection Systems

SECTION 5. SAVINGS CLAUSE.

That nothing in this Ordinance or in the *Building Code* hereby adopted shall be construed to affect any suit or proceeding pending in any Court, or any rights acquired or liability incurred, or any cause or causes of action acquired or existing under any act or Ordinance hereby repealed, as cited in Section 1; nor shall any just or legal right or remedy of any character be lost, impaired or affected by this Ordinance.

SECTION 6. VALIDITY.


If any Section, subsection, provision, sentence, clause or phrase of this Ordinance or of the "ICC© International Building Code", 2015 Edition, is, for any reason, held to be unconstitutional or invalid, such decision shall not affect the validity of the remaining portions of this Ordinance or of said *Building Code*, and the Affton Fire Protection District of St. Louis County, Missouri, hereby declares that it would have passed the same, even though such portions so held to unconstitutional had not been included therein.

SECTION 7. VIOLATION, PENALTIES.


Any person, firm or corporation who shall violate any provision of this Ordinance, or who shall fail to comply with any of the requirements thereof, or who shall fail to comply with any order issued pursuant to any Section thereof, shall be guilty of a Class A misdemeanor pursuant to §321.600(12) and §557.021 RSMO and punishable as provided by law. Each day that a violation exists or continues to exist shall be deemed a separate offense.

SECTION 8. EFFECTIVE DATE.


This Ordinance Number **2016-ORD-001** having been duly considered and voted upon by the Board of Directors of the Affton Fire Protection District of St. Louis County, Missouri was duly enacted as an Ordinance of said Fire Protection District on this **16th** day of **August, 2016**. The effective date of the Ordinance shall be at **12:01 AM** on the **1st** day of **September, 2016**.



Terry Bader, Chairman



John Cognasso, Secretary



Robert Hehmeyer, Treasurer